

WordPress Block Editor – Categories Block

wptrainingmanual.com/wordpress-tutorials/categories-block

June 10, 2020

WordPress Block Editor: Categories Block

WordPress Training

Tutorial Contents




This tutorial is part of our series on [How To Use The WordPress Block Editor \(Gutenberg\)](#).

- To learn more about using the WordPress block editor interface, go here: [The WordPress Block Editor – Content Area](#)
- To learn more about using blocks, see this tutorial: [How To Use WordPress Block Editor Blocks](#)
- For additional information, see this tutorial on [How To Use Post Categories In WordPress](#).

Categories Block – Description

The *Categories block* organizes and displays your published posts as a list of categories. Use this block to provide your site visitors with a useful way to discover your related posts.

Springvale Pet Clinic



Welcome to Springvale Pet Clinic. I am Dr. Sandra Doolittle, your local vet.

At Springvale Pet Clinic, we specialize in the care of all creatures great and small.

Drop in to the clinic with your furry, feathered, scaly, or slimy friend for a FREE pet health check up today!

Check out our useful articles below:

- [Pets](#) (24)
 - [Birds](#) (8)
 - [Bird Care](#) (5)
 - [Bird Toys](#) (3)
 - [Bird Training](#) (4)
 - [Cats](#) (8)
 - [Cat Care](#) (2)
 - [Cat Toys](#) (3)
 - [Cat Training](#) (3)
 - [Dogs](#) (19)
 - [Dog Care](#) (3)
 - [Dog Toys](#) (4)
 - [Dog Training](#) (4)

Add a Categories block

RECENT P
Springva
About U
Hello W
Sample
When Li
RECENT C
Dr. Casin
Going N
Felton H
Nuts And
Dr. Oda
Elinore B
debitis id
Anthony
debitis id

Add a Categories block to your content.

How To Use The Categories Block

In this section, we'll cover:

- How to add a Categories block to your content.
- How to edit and configure your Categories block and block settings.
- How to remove the Categories block from your content.

For more details on using blocks (e.g. how to move blocks around your content), see this tutorial: [How To Use Blocks](#).

Adding A Categories Block

To add a *Categories block* to your content:

- Either:
 - Click on the 'Add Block' tool in the **Editing Toolbar** section and select a Categories block (in *Most Used* or *Widgets* section), or
 - Add the Categories block in the **Content Area**.
- Use the tools in the *Categories block Editor* or *Block Settings* section to edit your category list.

Let's go through the above steps.

First, create a new post or page or open an existing post or page and either:

Click on the 'Add Block' tool and select the Categories block...



Springvale Pet Clinic



Welcome to Springvale Pet Clinic. I am Dr. Sandra Doolittle, your local vet.

At Springvale Pet Clinic, we specialize in the care of all creatures great and small.

Drop in to the clinic with your furry, feathered, scaly, or slimy friend for a FREE pet health check up today!

Check out our useful articles below:

Add a Categories block using the Add Block tool.

Or, select a Categories block using the **Insert tool** in the Content Area.



At Springvale Pet Clinic, we specialize in the care of all creatures great and small.

Drop in to the clinic with your furry, feathered, scaly, or slimy friend for a FREE pet health check up today!

Check out our useful articles below:

|



I

agraph

Add a Categories block via the Content Area using the Inserter tool.

(Add a Categories Block from the Content Area)

After adding a Categories block, you can:

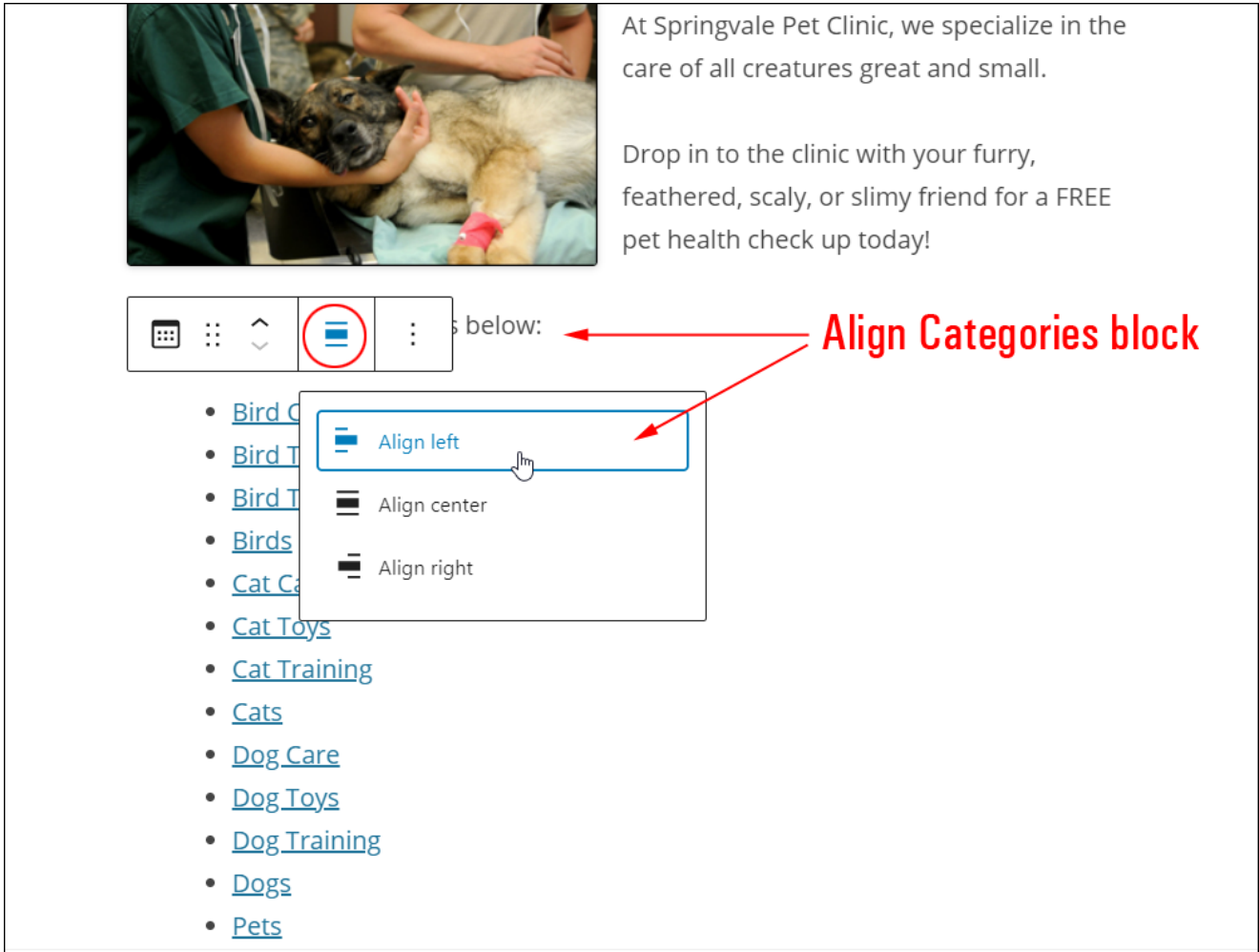
- Edit and configure the block settings,
- Save, publish, or update your post or page.

How To Edit A Categories block

To edit a Categories block:

- Click inside the Categories block to select it.
- Use the *Block Editor* tools to:
 - Reposition the Categories block in your content using the Drag block tool and Move up and down arrows.
 - Change the alignment of the categories list.
 - Perform additional tasks using the More Options feature.
- Use the *Block Settings* to change category settings.

Use the *Block Editor* to change block alignment.



At Springvale Pet Clinic, we specialize in the care of all creatures great and small.

Drop in to the clinic with your furry, feathered, scaly, or slimy friend for a FREE pet health check up today!

Align Categories block

- [Bird Care](#)
- [Bird Toys](#)
- [Bird Training](#)
- [Birds](#)
- [Cat Care](#)
- [Cat Toys](#)
- [Cat Training](#)
- [Cats](#)
- [Dog Care](#)
- [Dog Toys](#)
- [Dog Training](#)
- [Dogs](#)
- [Pets](#)

Align your Categories block.

Use *Block Settings* to change category settings.

The screenshot shows the WordPress editor interface. On the left, there's a post draft for 'Springvale Pet Clinic'. The post content includes a photo of a vet examining a dog, followed by text: 'Welcome to Springvale Pet Clinic. I am Dr. Sandra Doolittle, your local vet. At Springvale Pet Clinic, we specialize in the care of all creatures great and small. Drop in to the clinic with your furry, feathered, scaly, or slimy friend for a FREE pet health check up today!'. Below the text is a 'Categories' block showing a list of categories: Bird Care, Bird Toys, Bird Training, Birds, Cat Care, Cat Toys, Cat Training, Cats, Dog Care, Dog Toys, Dog Training, and Dogs. On the right, the 'Block' settings panel for the 'Categories' block is open, showing options for 'Display as dropdown', 'Show hierarchy', and 'Show post counts', all of which are currently disabled. The 'Advanced' section is also visible but collapsed.

Categories block settings.

Remember to update and publish your post or page to save your settings.

How To Remove A Categories Block

To delete or remove a categories block:

- Click inside the Categories Block to select it.
- Select the 'More Options' tool in the Block Editor.
- Click on 'Remove Block'.
- The block will be removed from your post or page.



At Springvale Pet Clinic, we specialize in the care of all creatures great and small.

Drop in to the clinic with your furry, feathered, scaly, or slimy friend for a FREE pet health check up today!

Check out our useful articles below:

- [Pets](#) (18)
 - [Birds](#) (5)
 - [Bird Care](#) (5)
 - [Bird Toys](#) (3)
 - [Bird Training](#) (4)
 - [Cats](#) (5)
 - [Cat Care](#) (2)
 - [Cat Toys](#) (3)
 - [Cat Training](#) (3)
 - [Dogs](#) (19)
 - [Dog Care](#) (3)
 - [Dog Toys](#) (4)
 - [Dog Training](#) (4)

Removing a Categories block.

Additionally...

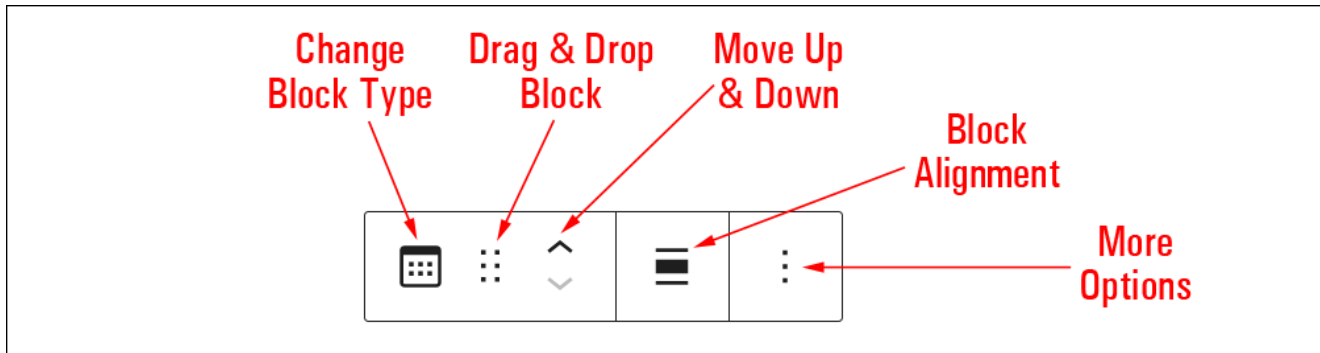
- You can reposition your block using the 'Move Up' and 'Move Down' arrows or the Drag and Drop handle tool (see this tutorial if you need help with this step: [How To Use Blocks](#)).
- You can also convert Categories blocks into [Reusable blocks](#).

Categories Block Tools, Options & Settings

The *Categories block* includes tools, options, and settings for:

- Categories Block Editor
- Categories Block Settings

Categories Block Editor

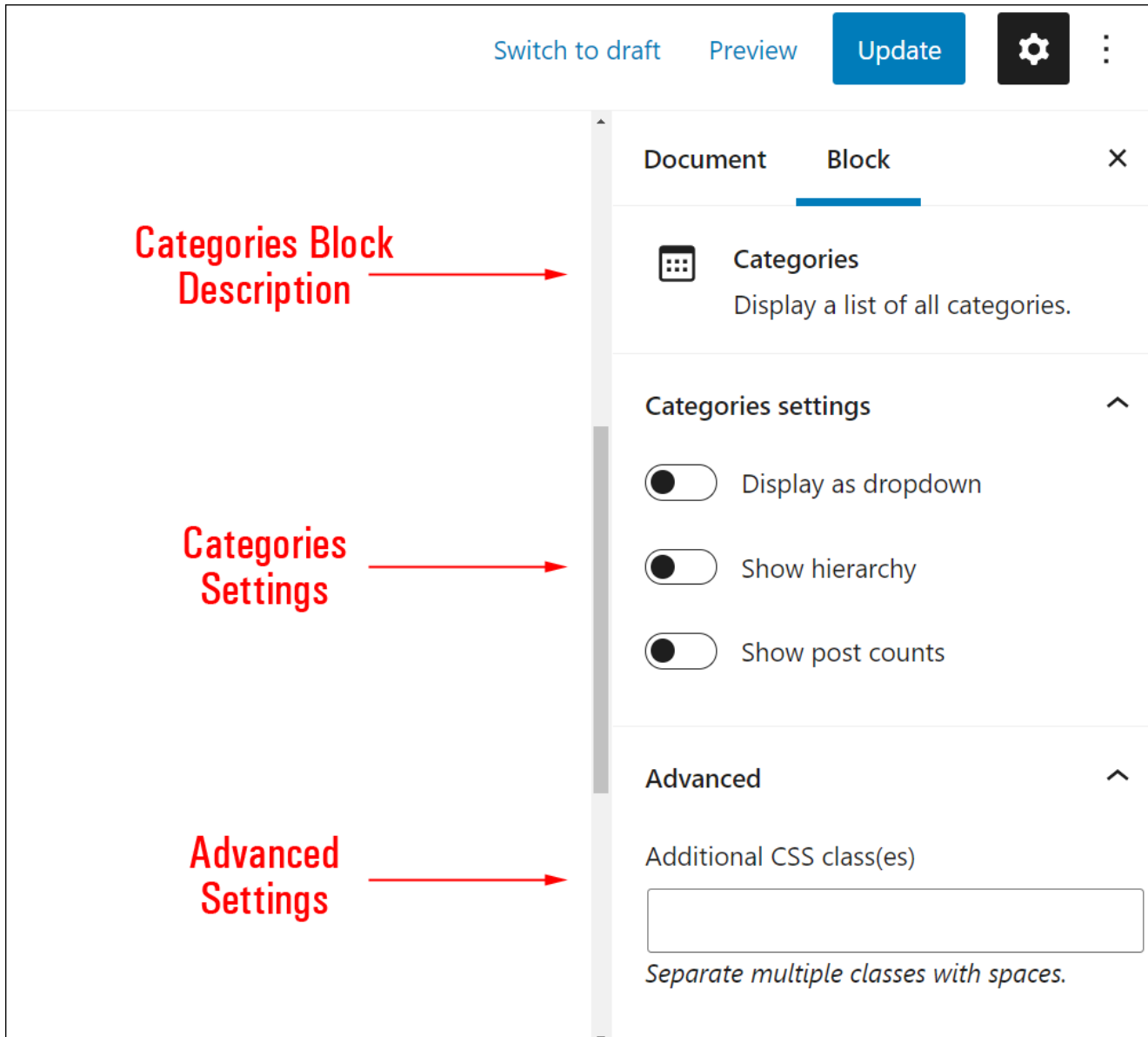


Categories block editor.

The *Categories block editor* includes tools that let you perform the following operations:

- **Change block type or style** (See '*Categories Block – Additional Info*' section below.)
- **Drag block**
- **Move block up and down**
- **Change alignment:**
 - Align left
 - Align center
 - Align right
 - Wide width – makes the block stick out on either side of regular content.
 - Full width – makes the block stretch over the entire width of the browser window (regular content remains within margins on either side).
- **More Options** – See [How To Use Blocks](#) to learn how to use this section.

Categories Block Settings



Categories block settings.

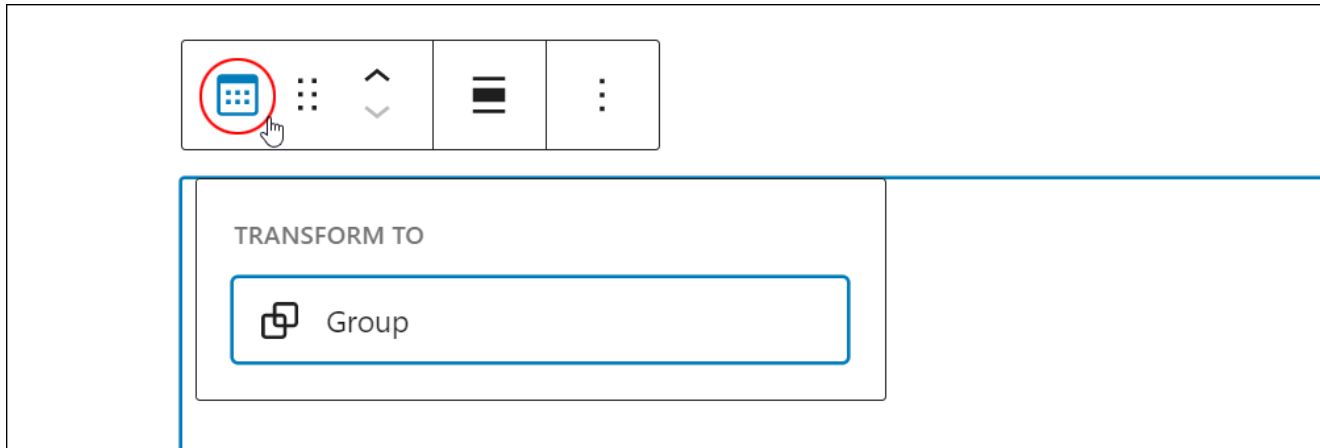
Categories block settings include:

- **Block description area**
- **Categories Settings**
 - *Display as Dropdown* – Converts a list of categories into a single-line dropdown menu.
 - *Show Hierarchy* – Display categories nested in a parent/child hierarchy.
 - *Show Post Counts* – Displays the number of posts included under each category.
- **Advanced Settings**
 - Additional CSS Class(es)* – This field lets you add multiple CSS classes to your block separated with spaces. This allows you to write custom CSS and style the block as you see fit. Note: This requires having knowledge of CSS (Cascading Style Sheets).

Categories Block – Additional Info

The *Categories block* can be converted into the following block types:

- **Group block**
- **Reusable block**



Transform the Categories block.

Installing **plugins** or **themes** on your site may also add new functionality, options, or settings to the Categories block.

Springvale Pet Clinic



Welcome to Springvale Pet Clinic. I am Dr. Sandra Doolittle, your local vet.

At Springvale Pet Clinic, we specialize in the care of all creatures great and small.

Drop in to the clinic with your furry, feathered, scaly, or slimy friend for a FREE pet health check up today!

Check out our useful articles below:

- [Pets](#) (24)
 - [Birds](#) (8)
 - [Bird Care](#) (5)
 - [Bird Toys](#) (3)
 - [Bird Training](#) (4)
 - [Cats](#) (8)
 - [Cat Care](#) (2)
 - [Cat Toys](#) (3)
 - [Cat Training](#) (3)
 - [Dogs](#) (19)
 - [Dog Care](#) (3)
 - [Dog Toys](#) (4)
 - [Dog Training](#) (4)

RECENT P

[Springva](#)
[About U](#)
[Hello W](#)
[Sample f](#)
[When Li](#)

RECENT C

[Dr. Casir](#)
[Going N](#)
[Felton H](#)
[Nuts And](#)
[Dr. Oda](#)
[Elinore B](#)
[debitis ic](#)
[Anthony](#)
[debitis ic](#)

Add a list of categories to your content using the Categories block.

Congratulations! Now you know how to use the WordPress content editor's **Categories block**.

- To learn more about using categories, go here: [Using WordPress Categories](#)
- For tutorials on how to use other blocks, go here: [WordPress Block Editor – How To Use Blocks](#)

Updated: April 8th, 2023