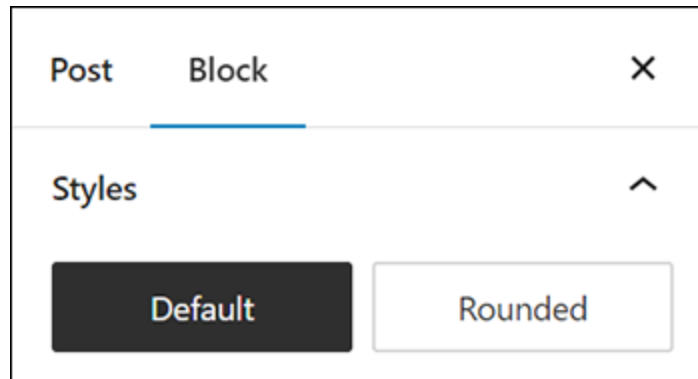


Block Settings – Styles

WordPress Block Editor – Block Settings: Styles

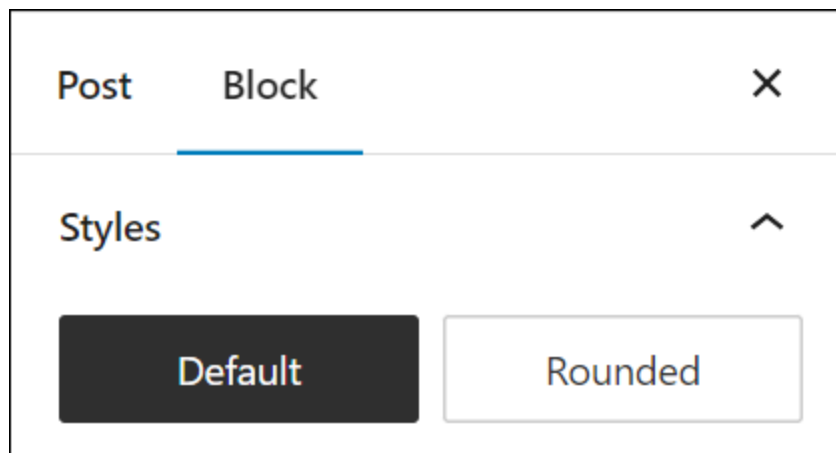


This tutorial is part of our series on using [common block settings](#) in the [WordPress Block Editor Settings Section](#).

In this tutorial, you will learn how to customize a block's styles settings and properties.

For a complete understanding of how to use the WordPress Block Editor, see the other tutorials in this series:

Some blocks allow you to choose different styles settings.



Block Settings: Styles



Note: Block types that support style properties must be selected in the content editor area to display the Styles settings in the Block Settings panel.

If you need help using block settings, see this tutorial: [WordPress Block Editor: Block Settings](#)

Styles Properties

There are no properties to edit in blocks that support styles. Simply select a style option to apply the style.

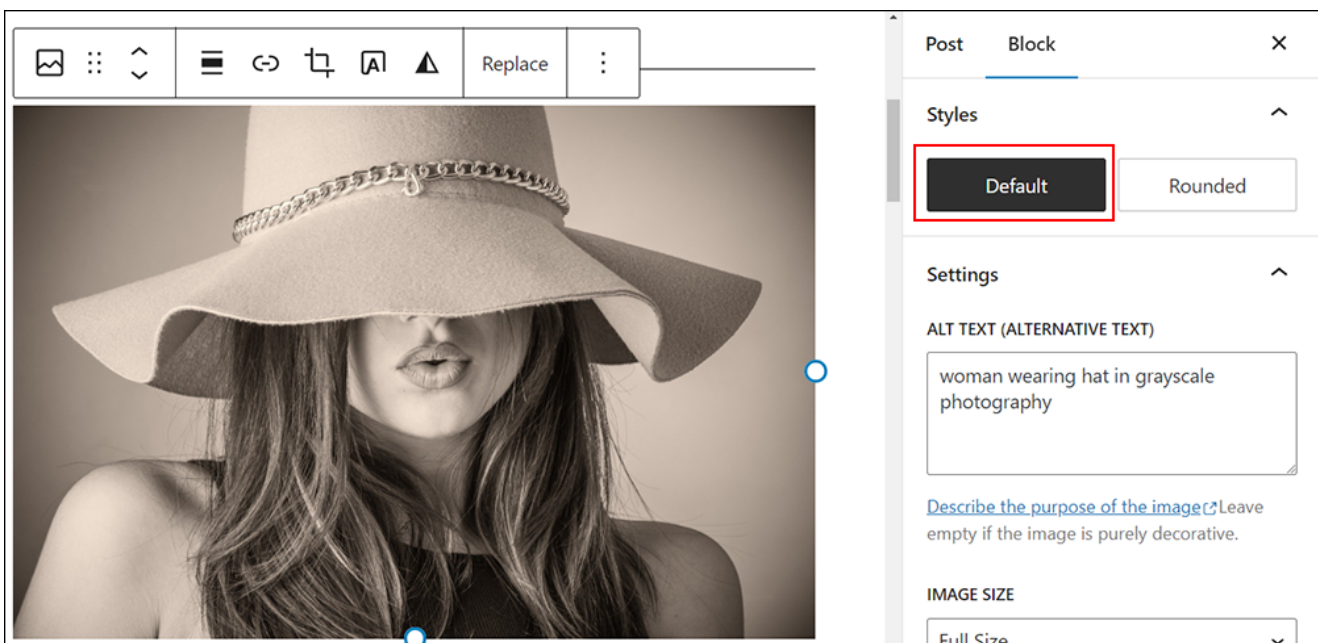
Styles Settings

In this section, we'll look at how to use the default settings in blocks that support styles.

To access the Styles settings for a block that supports styles:

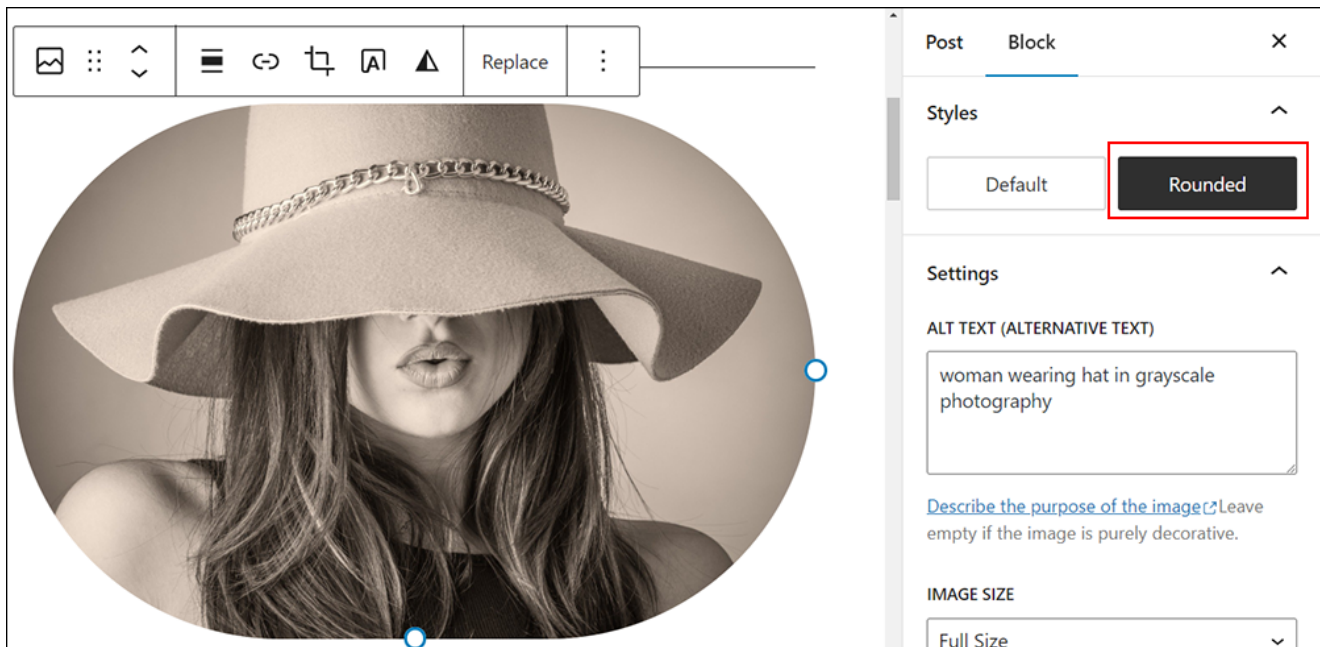
1. Select the block.
2. Select the **Block** settings panel to view the **Styles** settings option.
3. Select the style.

Most style-supported blocks include a default style.



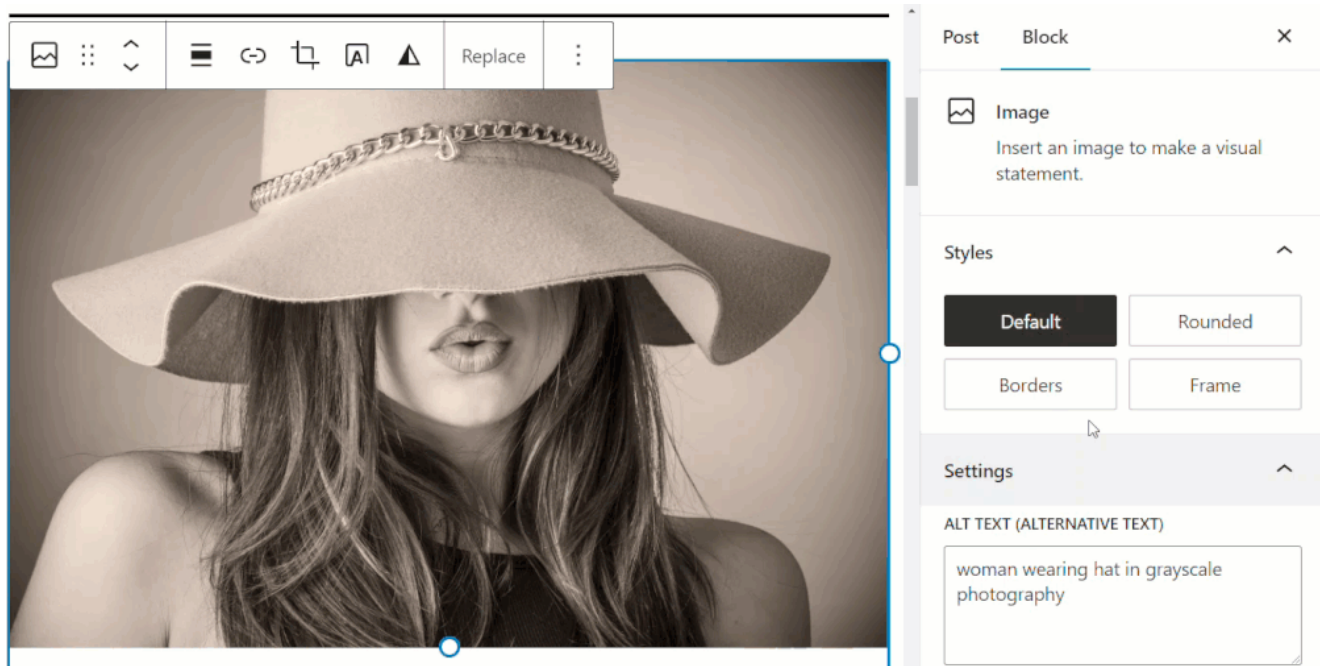
Default style

And a rounded style...



Rounded style.

Note: A block's styles settings may include additional options depending on which blocks you select and what **plugins** and **themes** are installed on your site.

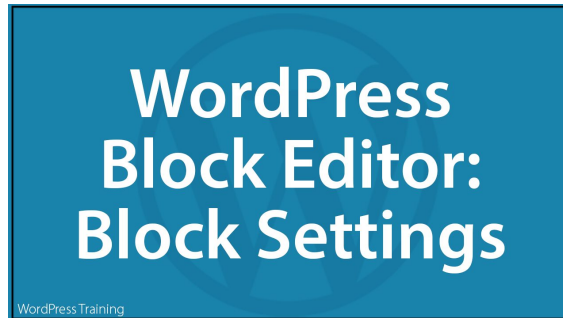


Themes and plugins can add additional styles to blocks.

Congratulations! Now you know how to use your block's style settings.

Additional Block Settings

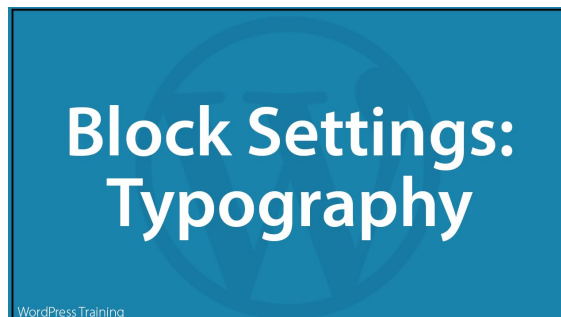
Click on a tutorial from the list below to learn about using other common block settings in the WordPress block editor.



WordPress Block Editor: Block Settings



Block Settings: Video



Block Settings: Typography

Block Settings: Media (Image)

WordPress Training

Block Settings: Image

Block Settings: Dimensions

WordPress Training

Block Settings: Dimensions

Block Settings: Color

WordPress Training

Block Settings: Color

Block Settings: Border

WordPress Training

Block Settings: Border

Block Settings: Media (Audio)

WordPress Training

Block Settings: Audio

Block Settings: Advanced

WordPress Training

Block Settings: Advanced

For more tutorials in this series, go here:

- [The WordPress Block Editor \(Gutenberg\)](#)
- [How To Use WordPress Blocks](#)
- [How To Use The WordPress Block Editing Toolbar](#)
- [How To Use The WordPress Block Editor Content Area](#)
- [How To Use The WordPress Block Editor Settings Section](#)
- [WordPress Block Editor: Block Settings](#)
